


WJEC Eduqas GCSE (9-1) in SOCIOLOGY

Queen Elizabeth's school **QE**

The WJEC Eduqas GCSE in Sociology is designed to foster in learners an understanding and critical awareness of the social world around them. The specification focuses on the importance of social structure in explaining social issues. Learners will be encouraged to explore and debate contemporary social issues to enable them to challenge taken-for-granted assumptions and to question their everyday understanding of social phenomena.



By following this course, learners will develop their own sociological awareness through active engagement with the contemporary social world.

Component 1: Understanding Social Processes

Written examination: 1 hour 45 minutes

50% of qualification

This component covers the following topic areas:

- Key concepts and processes of cultural transmission
- Families
- Education
- Sociological research methods

A written assessment with a mix of short answer, structured questions and extended-response questions, all compulsory. The extended response questions will require candidates to draw together different areas of knowledge, skills and/or understanding from across the relevant specification content.

Component 2: Understanding Social Structures

Written examination: 1 hour 45 minutes



50% of qualification

This component covers the following topic areas

- Social differentiation and stratification
- Crime and deviance
- Applied methods of sociological enquiry

A written assessment with a mix of short answer, structured questions and extended-response questions, all compulsory. The extended response questions will require candidates to draw together different areas of knowledge, skills and/or understanding from across the relevant specification content.

Recommended Texts



Top 10 Revision Tips

- Rise and shine**
Starting your revision by 9am will help you get into a routine that you can stick to.
- Breakfast**
Having breakfast before revising is vital as it helps you to concentrate for longer.
- Log off**
Switch off all devices, a five minute peek at Facebook turns into an hour so easily. Use internet time as a reward on a break.
- Past papers**
Past exam papers are a perfect way to get used to exam pressure. Time yourself and use past papers to improve your confidence.
- Get colourful**
Keep your notes organised and bright. Use different fonts, pens and diagrams. Colour coding your areas also helps.
- Stick to the plan**
Make a revision timetable, it will help you prioritise your areas. Plan for different ways of learning (mind maps, essays, fact cards)
- Take breaks**
Take a short break (5-10 minutes) after every half hour - It's important to get away from your work area. Adding breaks into your timetable is vital.
- Teach**
If you are confident with a subject, teach it to your friends and they can do the same for you.
- No last minute revision**
Cramming 10 minutes before an exam doesn't work, planning your time and working hard does!

Breathe!
You'll be great!

If you have any concerns or queries please contact:

Mr M Oldfield moldfield@queenelizabeths.com

Mrs A Leach aleach@queenelizabeths.com